



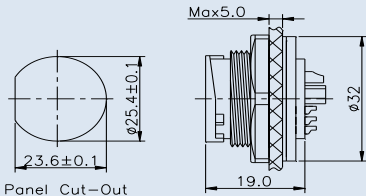
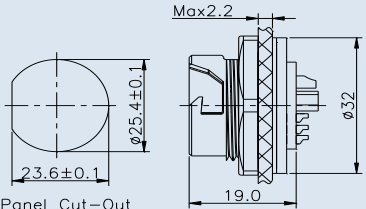
LARGE SERIES


CHOGORI

Large Series Specifications

Large Series, Panel Mount & Male Pin

Description	Front Panel Mount Lock Bayonet Type, Solder	Front Panel Mount Push Lock Type, Solder
Figure		

Drawing	 <p>Panel Cut-Out</p>	 <p>Panel Cut-Out</p>
---------	--	---

Part-No.	Black Connector		Yellow Connector	
	Contacts	Part Number	Contacts	Part Number
	2	24002525-01 	2	24002535-01 
	3(20A)	24003525-01 	3(20A)	24003535-01 
	3(50A)	24003525-02	3(50A)	24003535-02
	9	24009525-01	9	24009535-01
	18	24018525-01	18	24018535-01
	24	24024525-01	24	24024535-01
	3+9(MF)	24309525-01 	3+9(MF)	24309535-01 
	3+11(MF)	24311525-01	3+11(MF)	24311535-01

Specifications								
Number of Contacts	2	3	3	9	18	24	3+9	3+11
Wire Gauge	4.0mm ² (12AWG)		8.4mm ² (8AWG)	0.75mm ² (18AWG)	0.3mm ² (22AWG)		2.5mm ² +0.2mm ² (12AWG+24AWG)	
Panel Thickness	Max. 5.0mm				Max. 2.2mm			
Environmental Protection	IP67							
Mechanical Life	500 mating cycles							
Operating Temperature	- 45°C - 105°C							
Voltage Rating	300V	300V	300V	125V	125V	300V	300V	
Rated Current (40°C)	20A	20A	50A	5A	5A	20A+5A	20A+5A	

COMPANY PROFILE
500 Series
Mini Series
Standard Series
Middle Series
Large Series
Distributor Series
RJ45 Series
USB Series
D-Sub series
T Adapter Series
Splitter Series
HDMI Series
M8/M12 CONN Series
M Series Distributor