

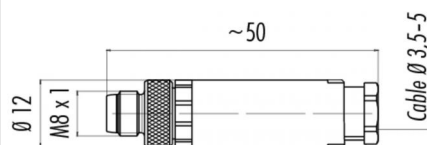
Product description **Contacts: 3, cable plug connector, screw, with laser marked screw terminal contacts**

Area **M8 Series 768**  
Order number **99 3379 100 03**

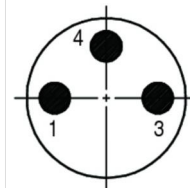
### Illustration



### Scale drawing



### Contact arrangement



	X	Y
1	-1,75	0,00
2	-	-
3	1,75	0,00
4	0,00	1,75

You can find the component part drawing and assembly instructions on the next page.

## Technical data

### General values

Connector design	cable connector
Connector locking system	bolted
Termination	screw clamp
Wire gauge (mm)	0.14 - 0.50 mm <sup>2</sup>
Wire gauge (AWG)	26 - 20
Cable outlet	3,5 - 5,0 mm
Upper limit temperature	85 °C
Lower limit temperature	-40 °C

### Cable data

Approval 1	UL listed
------------	-----------

### Electrical values

Rated current (40 °C)	4 A
Rated voltage	60 V
Rated impulse voltage	1500 V
Pollution degree	3
Overvoltage category	III
Insulating material group	III
Volume resistivity	≤ 3 mΩ
EMC compliance	not shielded
Degree of protection	IP67
Mechanical operation	> 100 Mating cycles

### Material

Contact material	CuZn (brass)
Contact plating	Au (gold)
Contact body material	PA
Housing material	PA

Product description

Contacts: 3, cable plug connector, screw, with laser marked screw terminal contacts

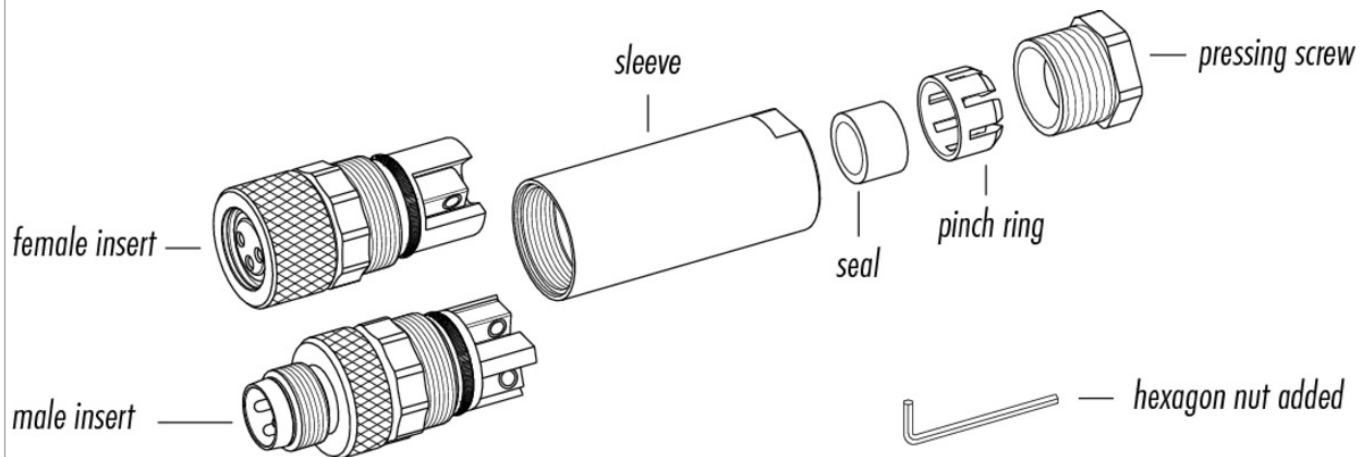
Area

M8 Series 768

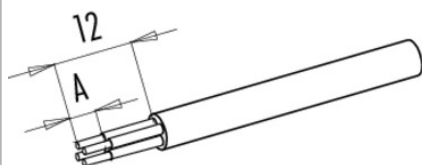
Order number

99 3379 100 03

### Component part drawing



### Assembly instructions / Panel cut-out



	screw connection	solder version
measure A/mm	<b>4</b>	<b>3</b>

Product description	<b>Contacts: 3, cable plug connector, screw, with laser marked screw terminal contacts</b>
Area	<b>M8 Series 768</b>
Order number	<b>99 3379 100 03</b>

## Security notices

The connectors are designed for use in plant, control system and electrical equipment. The end user is responsible for checking whether the connectors are suitable for use in other applications.

Connectors with degree of protection IP 67 and IP 68 are not suitable for use under water. When used outdoors, the connectors must be separately protected against corrosion. For further information about IP degrees of protection refer to 'Technical support' in the Download Centre.

To lock the cable connector to the equipment connector, the threaded ring is tightened until it is 'finger-tight' (approx. 50 cNm).