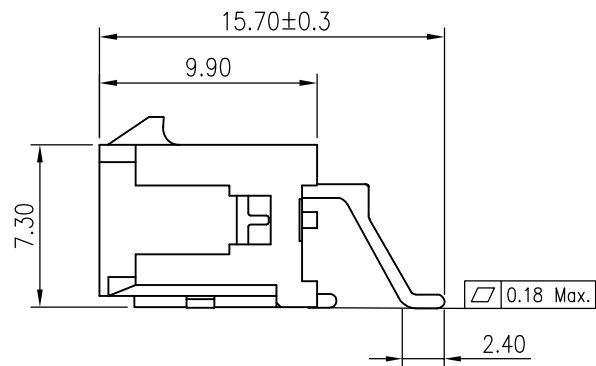
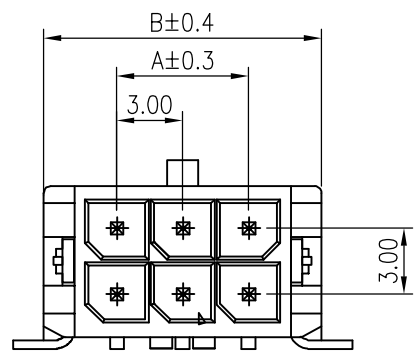
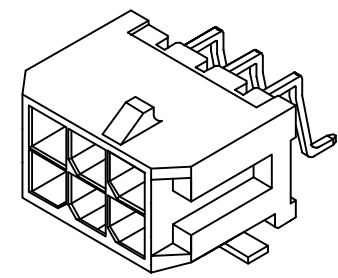


Recommended P.C.B. Layout  
Total tolerance: ±0.05mm

- SPECIFICATIONS**
- Current rating: 5A AC, DC
  - Voltage rating: 250V AC,DC
  - Temperature range: -25 C ~ +85 C
  - Insulation resistance: 1000MΩ Min.
  - Withstanding voltage: 1500V AC/ minute.
  - Contact resistance: 10m Max.

**Material:**  
 Insulator: LCP UL 94V-0  
 Contact: Brass  
 Solder nail: Brass  
 Plating: Tin plated  
 Circuits: 2-24



PIN NO.	DIMENSIONS		PIN NO.	DIMENSIONS	
	A	B		A	B
2*01P	--	6.65	2*07P	18.00	24.65
2*02P	3.00	9.65	2*08P	21.00	27.65
2*03P	6.00	12.65	2*09P	24.00	30.65
2*04P	9.00	15.65	2*10P	27.00	33.65
2*05P	12.00	18.65	2*11P	30.00	36.65
2*06P	15.00	21.65	2*12P	33.00	39.65



GENERAL TOLERANCE	
X.* ± 5.0°	X. ± 0.30
.X* ± 3.0°	.X ± 0.25
.XX* ± 2.0°	.XX ± 0.15
.XXX* ± 1.0°	.XXX ± 0.10

<b>DESIGN:</b> Walter	<b>DATE:</b> 2020.02.28
<b>CHECK:</b> Bauer	<b>DATE:</b> 2020.03.02
<b>AUDIT:</b>	<b>DATE:</b> 2020.03.02
<b>APPROVE:</b>	<b>DATE:</b> 2020.03.02

<b>DWG. NO.:</b> SM C03 4230 XX DRD
<b>PART NO.:</b>

**TITLE:**  
Wire to Board Connector 3.00mm, SMT  
Side Entry

<b>REV.:</b> 01	<b>UNIT.:</b> mm	<b>SCALE.:</b> 1:1	<b>PAGE.:</b> 1/1	
--------------------	---------------------	-----------------------	----------------------	--